

*Ludwig*  
USA

**CLASSIC MAPLE**

*Quick Pick Program*



Made in the U.S.A. • Monroe, NC

W. F. LUDWIG,  
DRUM AND CYMBAL PLAYING APPARATUS

PATENT APPLICATION FILED FEB 8 1909

922,706.

Patented May 25, 1909

# Ludwig

USA

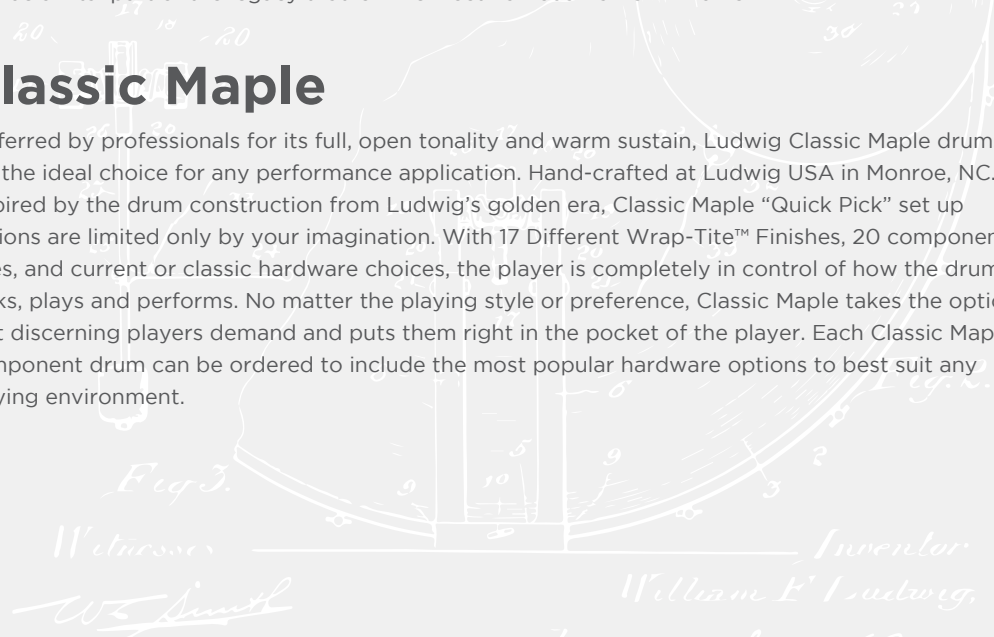

## Join the Family

Looking back at over a century of Ludwig Percussion, the word "Family" continues to find its way into how we define who we are as a company. It's certainly no secret that we bolster a rich history, originated by William F. and Theobald Ludwig in 1909. These pioneers laid a solid foundation for drummers and percussionists, creating instruments for the needs of generations of players. That tradition continued with William F. Ludwig II (or "The Chief" as he has come to be known). The Chief's dedication to the Ludwig legacy went way beyond his name. It was his dedication to everyone from the artisans at the Ludwig factory, to the drummers who played his creations that established the feeling of a true Family.

From Damen Avenue in Chicago to our current facility in Monroe, NC. The Ludwig Family continues on in its founder's tradition as a notable American manufacturer. As dedicated as we are to the legacy we preserve, it is the dedication of today's Ludwig Drummer that inspires us to surpass the standards established by The Chief. Our focus is to educate and inspire a new generation of Ludwig Drummers, and offer an inside look at the care and craftsmanship our artisans put into each product that bears our name. Combining a process for crafting percussion instruments that has been refined over a century with today's most advanced technologies, we proudly invite you to join our family and be a vital part of the legacy that is "The Most Famous Name in Drums".

## Classic Maple

Preferred by professionals for its full, open tonality and warm sustain, Ludwig Classic Maple drums are the ideal choice for any performance application. Hand-crafted at Ludwig USA in Monroe, NC. Inspired by the drum construction from Ludwig's golden era, Classic Maple "Quick Pick" set up options are limited only by your imagination. With 17 Different Wrap-Tite™ Finishes, 20 component sizes, and current or classic hardware choices, the player is completely in control of how the drum looks, plays and performs. No matter the playing style or preference, Classic Maple takes the options that discerning players demand and puts them right in the pocket of the player. Each Classic Maple component drum can be ordered to include the most popular hardware options to best suit any playing environment.





**Ludwig**  
USA



### SHELL CONSTRUCTION

To increase stability throughout the drum, all Ludwig USA shells made in Monroe, North Carolina, are produced using Radio Frequency Shell Technology. Using a process involving our original bladder molds, R.F.S.T.'s unique bonding system - combined with a specialized, time-tested adhesive - cures each shell evenly over the entire surface of the shell. This process is truly a principal ingredient in creating the "Ludwig Sound" in every shell we make.

Ludwig takes great care in selecting only the finest quality materials for Classic Maple shells. This process starts with select North American maple. The outside panel is 1.8 mm thick, two ply, cross laminated maple with a center panel that is 2.4 mm thick, three ply, cross laminated maple and finished with an inside panel 1.8 mm thick, two ply, cross laminated maple. The inside grain runs circumferential with the shell giving the 7-ply shells a total thickness of 6 mm.

Bearing edges are precision cut to a 45 degree angle within 1/16" from the outside edge. The sharp edges are rounded by light sanding for a smooth even surface that results in what is the unmistakable signature Ludwig sound.

Ludwig's exclusive adhesion process assures a permanent bond between shell and finish with no gaps, and has been tested to withstand warping and separation at temperatures of over 200 degrees.



## CLASSIC MAPLE QUICK PICK

Designing your *Classic Maple Quick Pick* set up is the easy way to configure your kit, your way and get it fast. Simply choose your drum sizes, lug sizes, bass drum mounts, tom mounts, Wrap-Tite™ finish and you are on your way from a small bebop set to a monster set up that is limited only by your imagination.

### CHOOSE YOUR SIZE

#### Bass Drum

14x18"

14x20"

14x22"

16x22"

18x22"

14x24"

16x24"

14x26"

#### Tom Tom

7x8"

7x10"

8x10"

8x12"

9x12"

9x13"

10x14"

#### Floor Tom

14x14"

16x16"

16x18"

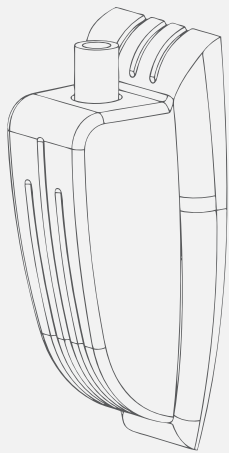
#### Snare Drum

5x14"

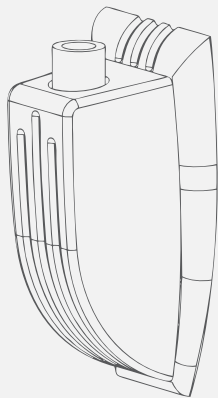
6.5x14"

# CLASSIC MAPLE QUICK PICK STANDARD SPECIFICATIONS

## CHOOSE YOUR LUGS



Large Classic Lug



Mini Classic Lug

## CHOOSE YOUR BASS DRUM MOUNT



## CHOOSE YOUR MOUNTING BRACKET



## AVAILABLE QUICK PICK COLORS



Blue Sparkle - 32



Black Sparkle - OR



Red Sparkle - 27



Olive Sparkle - 36



Silver Sparkle - OS



Gold Sparkle - 33



Green Sparkle - 54



Teal Sparkle - 37

**Ludwig**  
USA



Black Galaxy - BG



Shampayne - SP



Red Oyster Pearl - RP



Sky Blue Pearl - 52



White Cortex - 0F



Black Cortex - 0G



Vintage Black Oyster - 1Q



White Marine Pearl - 0P



Vintage White Marine - NM

## **SNARE DRUMS**

Matching Classic Maple snares are available in 5x14" and 6.5 x14" Sizes. Snares feature 10 lugs, 2.3mm triple flanged hoops, P-85 throw off and a brass cast badge.



## ***GROWN IN THE USA, MADE IN THE USA***

Derived from choice North American Maple, Ludwig Classic Maple drums are handcrafted by Ludwig USA in Monroe, NC. Ludwig's craftspeople apply a quarter of a century of experience to produce today's most well-regarded drums. The artisans in our Monroe, NC facility produce each piece to be a personal representation of their respect and admiration for the instrument. The attention to quality and detail is unmistakable from first glance onward. With respect to craft traditions, Ludwig's select artisans combine techniques of yesteryear with modern technology to produce exceptionally well crafted drums proving why we are "The most famous name in drums."







#### Quick Pick Options

Finish	Vintage Black Oyster
Lugs	Large
Brackets	Atlas
Bass Mount	None

#### Drum Sizes

9x13" Tom	LT893AX_ _WC
16x16" Floor	LF866AX_ _WC
14x22" Bass	LB842XX_ _WC
6.5x14" Snare	LM402

Shown with Atlas Pro Hardware



#### Quick Pick Options

Finish	Blue Sparkle
Lugs	Small
Brackets	Classic
Bass Mount	None

#### Drum Sizes

8x12" Tom	LT882XX_ _WRC
14x14" Floor	LF844LX_ _
16x16" Floor	LF866LX_ _
14x22" Bass	LB840XX_ _
6.5x14" Snare	LS403XX_ _

Shown with Atlas Classic Hardware





**Ludwig**  
USA

## CLASSIC MAPLE

Preferred by professionals for its full, open tonality and warm sustain, Ludwig Classic Maple drums are the ideal choice for any performance application.

# CLASSIC MAPLE

## TOM TOMS

Quick customization. Choose your lug size (Mini or Large Classic lugs),tom mount option (Classic w/ Vibraband, Keystone w/ Vibraband or A.T.L.A.S) and your finish. Standard specifications include Wrap-Tite™ finishes, clear heads, and brass cast Keystone badge.





#### Quick Pick Options

Finish	Sky Blue Pearl
Lugs	Small
Brackets	Atlas
Bass Mount	None

#### Drum Sizes

8x10" Tom	LT880AX__
9x12" Tom	LT892AX__
16x16" Floor	LF866AX__
18x22" Bass	LB882XX__
6.5x14" Snare	LB417BKT
Shown with Atlas Classic Hardware	



#### Quick Pick Options

Finish	Black Sparkle
Lugs	Small
Brackets	Atlas
Bass Mount	None

#### Drum Sizes

8x12" Tom	LT882AX__
14x14" Floor	LF844AX__
16x16" Floor	LF866AX__
14x20" Bass	LB840XX__
5x14" Snare	LB840XX__
Shown with Atlas Classic Hardware	



### Quick Pick Options

Finish	Gold Sparkle
Lugs	Small
Brackets	Atlas
Bass Mount	None

### Drum Sizes

7x10" Tom	LT870AX__
8x12" Tom	LT882AX__
14x14" Floor	LF844AX__
16x16" Floor	LF866AX__
18x22" Bass	LB862XX__
6.5x14" Snare	LS403XX__
Shown with Atlas Pro Hardware	



### Quick Pick Options

Finish	White Cortex
Lugs	Large
Brackets	Classic
Bass Mount	None

### Drum Sizes

9x13" Tom	LT893XX__WCRC
16x16" Floor	LF866LX__WC
16x24" Bass	LB864XX__WC
6.5x14" Snare	LS403XX__
Shown with Atlas Pro Hardware	





# CLASSIC MAPLE

## FLOOR TOM

Choose your lug size (Mini or Large Classic lugs), legs w/ mounts (Classic, Keystone, or A.T.L.A.S.) and your finish. Standard specifications include Wrap-Tite™ finishes, clear heads, and brass cast Keystone badge.

# CLASSIC MAPLE

## **BASS DRUM**

Choose your lug size (Mini or Large Classic Lugs), bass drum mount option (No Mount, A.T.L.A.S, or Arch) and your finish. Standard specifications include Wrap-Tite™ finishes, white logo head, Elite spurs and brass cast Keystone badge.







### Quick Pick Options

Finish	Vintage Marine Pearl
Lugs	Large
Brackets	Classic
Bass Mount	Atlas Arch

### Drum Sizes

9x13" Tom	LT893XX__WCRC
16x16" Floor	LF866LX__WC
16x18" Floor	LF868LX__WC
14x24" Bass	LB844AA__WC
5x14" Snare	LS401XX__
Shown with Atlas Classic Hardware	



### Quick Pick Options

Finish	Black Oyster
Lugs	Small
Brackets	Classic
Bass Mount	Atlas w/XXXX

### Drum Sizes

8x12" Tom	LT882XX__WRC
14x14" Floor	LF844LX__
16x16" Floor	LF866LX__
14x20" Bass	LB840AX__
5x14" Snare	LS401XX__
Shown with Atlas Classic Hardware	

# PICK YOUR OPTIONS

1

Choose your lug size (Mini or Large Classic Lugs)

2

Choose your tom size and mount option

## MINI CLASSIC LUGS

### Mounted Toms

Classic Mount

Model	Size
LT878XX__WRC	7x8"
LT870XX__WRC	7x10"
LT880XX__WRC	8x10"
LT882XX__WRC	8x12"
LT892XX__WRC	9x12"
LT893XX__WRC	9x13"
LT804XX__WRC	10x14"

Keystone Mount

Model	Size
LT878XX__WRK	7x8"
LT870XX__WRK	7x10"
LT880XX__WRK	8x10"
LT882XX__WRK	8x12"
LT892XX__WRK	9x12"
LT893XX__WRK	9x13"
LT804XX__WRK	10x14"

A.T.L.A.S. Mount

Model	Size
LT878AX__	7x8"
LT870AX__	7x10"
LT880AX__	8x10"
LT882AX__	8x12"
LT892AX__	9x12"
LT893AX__	9x13"
LT804AX__	10x14"

3

Choose your floor tom size, mounts/legs

### Floor Toms

Classic Mounts/Legs

Model	Size
LF844LX__	14x14"
LF866LX__	16x16"
LF868LX__	16x18"

Keystone Mounts/Legs

Model	Size
LF844KX__	14x14"
LF866KX__	16x16"
LF868KX__	16x18"

A.T.L.A.S. Mounts/Legs

Model	Size
LF844AX__	14x14"
LF866AX__	16x16"
LF868AX__	16x18"

4

Choose your bass drum size and mount option

### Bass Drums

No Bass Bracket

Model	Size
LB848XX__	14x18"
LB840XX__	14x20"
LB842XX__	14x22"
LB862XX__	16x22"
LB882XX__	18x22"
LB844XX__	14x24"
LB864XX__	16x24"
LB846XX__	14x26"

Atlas Bass Bracket

Model	Size
LB848AX__	14x18"
LB840AX__	14x20"
LB842AX__	14x22"
LB862AX__	16x22"
LB882AX__	18x22"
LB844AX__	14x24"
LB864AX__	16x24"
LB846AX__	14x26"

A.T.L.A.S. Arch

Model	Size
LB848AA__	14x18"
LB840AA__	14x20"
LB842AA__	14x22"
LB862AA__	16x22"
LB882AA__	18x22"
LB844AA__	14x24"
LB864AA__	16x24"
LB846AA__	14x26"

5

Choose your snare size

### Snare Drums

Small Bowtie Lugs with P-85 Throw Off

LS401XX__	5x14"
LS403XX__	6.5x14"

## LARGE CLASSIC LUGS

2

Choose your tom size and mount option

### Mounted Toms

#### Classic Mount

Model	Size
LT880XX_ _WCRC	8x10"
LT882XX_ _WCRC	8x12"
LT892XX_ _WCRC	9x12"
LT893XX_ _WCRC	9x13"
LT804XX_ _WCRC	10x14"

#### Keystone Mount

Model	Size
LT880XX_ _WCRK	8x10"
LT882XX_ _WCRK	8x12"
LT892XX_ _WCRK	9x12"
LT893XX_ _WCRK	9x13"
LT804XX_ _WCRK	10x14"

#### A.T.L.A.S. Mount

Model	Size
LT880AX_ _WC	8x10"
LT882AX_ _WC	8x12"
LT892AX_ _WC	9x12"
LT893AX_ _WC	9x13"
LT804AX_ _WC	10x14"

3

Choose your floor tom size, mounts/legs

### Floor Toms

#### Classic Mounts/Legs

Model	Size
LF844LX_ _WC	14x14"
LF866LX_ _WC	16x16"
LF868LX_ _WC	16x18"

#### Keystone Mounts/Legs

Model	Size
LF844KX_ _WC	14x14"
LF866KX_ _WC	16x16"
LF868KX_ _WC	16x18"

#### A.T.L.A.S. Mounts/Legs

Model	Size
LF844AX_ _WC	14x14"
LF866AX_ _WC	16x16"
LF868AX_ _WC	16x18"

4

Choose your bass drum size and mount option

### Bass Drums

#### No Bass Bracket

Model	Size
LB848XX_ _WC	14x18"
LB840XX_ _WC	14x20"
LB842XX_ _WC	14x22"
LB862XX_ _WC	16x22"
LB882XX_ _WC	18x22"
LB844XX_ _WC	14x24"
LB864XX_ _WC	16x24"
LB846XX_ _WC	14x26"

#### Atlas Bass Bracket

Model	Size
LB848AX_ _WC	14x18"
LB840AX_ _WC	14x20"
LB842AX_ _WC	14x22"
LB862AX_ _WC	16x22"
LB882AX_ _WC	18x22"
LB844AX_ _WC	14x24"
LB864AX_ _WC	16x24"

#### A.T.L.A.S. Arch

Model	Size
LB848AA_ _WC	14x18"
LB840AA_ _WC	14x20"
LB842AA_ _WC	14x22"
LB862AA_ _WC	16x22"
LB882AA_ _WC	18x22"
LB844AA_ _WC	14x24"
LB864AA_ _WC	16x24"
LB846AA_ _WC	14x26"

### Tom Holders for Bass Drums (For use with Atlas Bass Bracket)

LAP2984MT	Atlas Pro Double Tom Holder
LAP2985MT	Atlas Pro Single Tom Holder





## ***HAND FORMED, HANDLED WITH CARE***

Ludwig Snare drums have been the most recorded, toured with, and sought after sounds in percussion. With respect to uphold a 100+ year tradition and continue its legacy, Ludwig's craftspeople diligently wrought solid sheets of metal to produce these works of art. The core to their design is preserved and joined with modern techniques to produce a look unrivaled and to achieve sonic perfection. Our artisans set the benchmark for heirloom-quality snare drums.

## BLACK BEAUTY

The legendary Black Beauty snare drum is one of the primary reasons Ludwig is “The Most Famous Name In Drums.” The drum is constructed of a single sheet of brass that is machine drawn into a seamless beaded shell, then nickel-plated with a beautifully exquisite finish. A true American original, the Black Beauty provides a warm, round metallic tone that is often imitated, but never duplicated.



5x14" Black Beauty  
(LB416)



6.5x14" Hammered Black Beauty  
(LB417K)



6.5x14" Black Beauty w/Brass Hardware  
(LB417BT)

### 5x14" Black Beauty w/Supraphonic Snares

Smooth Shell, Imperial Lugs	LB416
Smooth Shell, Tube Lugs	LB416T
Hammered Shell, Imperial Lugs	LB416K
Hammered Shell, Tube Lugs	LB416KT
Brass Tube Lugs and Die-Cast Hoops, Millennium Strainer, Brass Hardware	LB416BT

### 6.5x14" Black Beauty w/Supraphonic Snares

Smooth Shell, Imperial Lugs	LB417
Smooth Shell, Tube Lugs	LB417T
Hammered Shell, Imperial Lugs	LB417K
Hammered Shell, Tube Lugs	LB417KT
Brass Tube Lugs and Die-Cast Hoops, Millennium Strainer, Brass Hardware	LB417BT

## SUPRAPHONIC

The sound that fueled the most hit recordings in music history, the Ludwig Supraphonic is the performance-proven snare choice of the pros. From Jazz to Metal, Ludwig's Supraphonic 400s provide the perfect sound in the studio or stage. The USA-made chrome-plated, seamless, beaded aluminum shell produces a bright, crisp attack with the perfect balance of full resonant tone and snare crack.



5x14" Supraphonic  
(LM400)



6.5x14" Supraphonic  
(LM402)



6.5x14" Hammered Supraphonic  
(LM402K)

### 5x14" Chrome-Plated Aluminum Shell w/Supraphonic Snares

Smooth Shell, Imperial Lugs	LM400
Smooth Shell, Tube Lugs	LM400T
Hammered Shell, Imperial Lugs	LM400K
Hammered Shell, Tube Lugs	LB400KT

### 6.5x14" Chrome-Plated Aluminum Shell, w/Supraphonic Snares

Smooth Shell, Imperial Lugs	LM402
Smooth Shell, Tube Lugs	LM402T
Hammered Shell, Imperial Lugs	LM402K
Hammered Shell, Tube Lugs	LM402KT

# COPPER PHONIC

With close to 100 years' experience building copper timpani, the newest member to the Ludwig USA snare drum range is the Copper Phonic snare drum. Featuring a dark raw copper finish that makes every one unique.



5x14" Raw Copper Phonic w/ Imperial Lugs  
(LC661)



6.5x14" Raw Copper Phonic w/ Tube Lugs  
(LC663T)



6.5x14" Copper Phonic w/ Imperial Lugs  
(LC660)



5x14" Hammered Copper Phonic w/ Tube Lugs  
(LC660KT)



6.5x14" Copper Phonic w/ Imperial Lugs  
(LC662)



6.5x14" Hammered Copper Phonic  
w/ Imperial Lugs  
(LC662K)

## 5x14" Copper Phonic w/Supraphonic Snares

Smooth Raw Shell, Imperial Lugs	LC661
Smooth Raw Shell, Tube Lugs	LC661T
Smooth Shell, Imperial Lugs	LC660
Smooth Shell, Tube Lugs	LC660T
Hammered Shell, Imperial Lugs	LC660K
Hammered Shell, Tube Lugs	LC660KT

## 6.5x14" Copper Phonic w/Supraphonic Snares

Smooth Raw Shell, Imperial Lugs	LC663
Smooth Raw Shell, Tube Lugs	LC663T
Smooth Shell, Imperial Lugs	LC662
Smooth Shell, Tube Lugs	LC662T
Hammered Shell, Imperial Lugs	LC662K
Hammered Shell, Tube Lugs	LC662KT



## BRONZE PHONIC

A softer, darker alloy generally used for cymbal making, Bronze presents a unique blend of metal snare projection and the warmer tones of a wood drum.



5x14" Smooth Bronze Phonic w/ Imperial Lugs  
(LB550)



6.5x14" Hammered Bronze Phonic w/ Tub Lugs  
(LB552KT)



6.5x14" Smooth Bronze Phonic w/ Imperial Lugs  
(LC552)

### 5x14" Bronze Phonic w/Supraphonic Snares

Smooth Shell, Imperial Lugs	LB550
Smooth Shell, Tube Lugs	LB550T
Hammered Shell, Imperial Lugs	LB550K
Hammered Shell, Tube Lugs	LB550KT

### 6.5x14" Bronze Phonic w/Supraphonic Snares

Smooth Shell, Imperial Lugs	LB552
Smooth Shell, Tube Lugs	LB552T
Hammered Shell, Imperial Lugs	LB552K
Hammered Shell, Tube Lugs	LB552KT

## ACROLITE

Originally introduced in 1963 as a student drum, the Ludwig Acrolite quickly became the choice of pro players in need of dry, cracking snare tone.



5x14" Acrolite w/ Bowtie Lugs  
(LM404C)



6.5x14" Acrolite w/ Bowtie Lugs  
(LM405C)



6.5x14" Hammered Acrolite w/ Bowtie Lugs  
(LM405K)

### 5x14" Acrolite w/Supraphonic Snares

Smooth Shell, 8 Bowtie Lugs	LM404C
Hammered Shell, 8 Bowtie Lugs	LM404K

### 6.5x14" Acrolite w/Supraphonic Snares

Smooth Shell, 10 Bowtie Lugs	LM405C
Hammered Shell, 10 Bowtie Lugs	LM405K

# ATLAS HARDWARE

The Ludwig legacy began on the foundation of innovative drum hardware. Fusing the essence of William F. Ludwig's original innovations with modern function, Ludwig's award-winning line of Atlas stands and pedals is engineered to meet the harsh demands of any performance application with proven durability and a distinctly Ludwig vision.


Atlas Classic Round Throne  
(LAC49TH)



Atlas Classic Saddle Throne  
(LAC48TH)



Atlas Classic Cymbal/Boom Stand  
(LAC35BCS)



Atlas Classic Hi-Hat Stand  
(LAC16HH)



Atlas Classic Snare Stand  
(LAC21SS)

Atlas Classic Cymbal Stand  
(LAC25CS)



Atlas Classic Bass Drum Pedal  
(LAC14FP)



Atlas Pro Snare Stand  
(LAP22SS)



Atlas Pro Hi-Hat Stand  
(LAP16HH)



Atlas Pro Round Throne  
(LAP51TH)



Atlas Pro Saddle Throne  
(LAP50TH)



Atlas Pro Pedal  
(LAP15FP)

Atlas Pro  
Pillar Clutch  
Snare Stand  
(LAP23SSL)

Atlas Pro  
Double Pedal  
(LAP12FPR)

Atlas Pro  
Cymbal Straight Stand  
(LAP27CS)

Atlas Pro Cymbal Boom Stand  
(LAP37BCS)  
(shown with optional Atlas Aerodyne  
Tilter Clamps LAP3T1 & LAP3T6)




Bass Drum Pedal	LAC14FP
Hi-Hat Stand	LAC16HH
Snare Stand	LAC21SS
Cymbal Stand	LAC25CS
Boom Stand	LAC35BCS
Saddle Throne	LAC48TH
Round Throne	LAC49TH

Atlas Pro	
Bass Drum Pedal w/ Rock Plate	LAP15FP
Double Bass Drum Pedal w/ Rock Plate	LAP12FPR
Hi-Hat Stand	LAP16HH
Snare Stand	LAP22SS
Pillar Clutch Snare Stand	LAP23SSL
Gearless Aerodyne Tilter Snare Stand	LAP22SS
Cymbal Stand	LAP27CS
Boom Stand	LAP37BCS
Double Tom Stand w/12mm L-arms	LAP44ITS
Saddle Throne	LAP50TH
Round Throne	LAP51TH



**THE ATLAS**  
PARTS & ACCESSORIES INDEX  
EXPAND YOUR SET-UP, ENLARGE YOUR SOUND.

Engineered to maximize placement efficiency in the drum set, the Atlas Parts and Accessories Index is the world's first complete assortment of road-worthy mounting tools that actually enhance sonic output from each drum. Using the drums as the base for mounting additional items around the kit, Atlas Accessories allow for unparalleled placement and positioning while reducing the number of needed stands in the set-up. By isolating hardware contact from the shell with the revolutionary A.T.L.A.S. mount, each component is free to respond independently for unrivaled tonal impact. Expanding your playing field has never been easier!



*Atlas Pro Scissor Lift  
Self-Attaching Cymbal Boom Arm  
with dual Aerodyne Tilters  
(LAP3S8 & LAP3S5)*



*Atlas Aerodyne Tilter Clamp  
Self-Attaching Cymbal Arm  
with dual-axis tilter  
(LAP3T6 & LAP3T1)*



*The A.T.L.A.S. Mount  
Integrated Lug Suspension System  
and Mounting Bracket  
(LAPAM1)*



*ATLAS MINI-BOOM ARM  
(LAS1MB)*



*Atlas Classic  
Telescoping Cymbal Arm  
(LAC251CH)*



*The A.T.L.A.S. Arch  
Rail-Mounted Bass Drum Tom Holder  
(LAC2983MT)*

### Atlas Parts & Accessories Index

Mini-Boom Cymbal Arm	LAS1MB
Telescoping Cymbal Holder Arm	LAC251CH
Aerodyne Tilter Clamp - Short	LAP3T1
Aerodyne Tilter Clamp - Long	LAP3T6
Scissor Lift Cymbal Holder - Short	LAP3S5
Scissor Lift Cymbal Holder - Long	LAP3S8
The A.T.L.A.S. Tom Mount	LAPAM1
The A.T.L.A.S. Tom Mount (3-pack)	LAPAM3
A.T.L.A.S. Arch Bass Drum Rail Mount (incl. two A.T.L.A.S. mounts)	LAC2983MT
Atlas Pro Double Tom Holder for Bass Drum	LAP2984MT
Atlas Pro Single Tom Holder for Bass Drum	LAP2985MT

### Additional Accessories

Single Tom Clamp w/ 9mm L-Arm for Classic Mounts	LR256STH
Single Tom Clamp w/ 12mm L-Arm for Atlas Mounts	PM0048
Single Tom Clamp w/ 10.5mm L-Arm for Keystone Mounts	LR257STH
Double Tom Clamp w/ 12mm L-Arm/Ball for Atlas Mounts	LAP2984MT
Stacker Cap (12mm Rod Adapter)	LAPSC
12mm Accessory Rod, 4" long	LAP4RD
12mm Accessory Rod, 8" long	LAP8RD
12mm Accessory Rod, 10" long	LAP10RD
12mm Accessory Rod, 12" long	LAP12RD
12mm Accessory Rod, 14" long	LAP14RD
12mm Accessory Rod, 16" long	LAP16RD



Classic Maple drums are proudly made  
in Monroe, NC., U.S.A.

[WWW.LUDWIG-DRUMS.COM](http://WWW.LUDWIG-DRUMS.COM)

AV2LU900 1/16